

Program Outcomes: All Adult Inpatient Groups

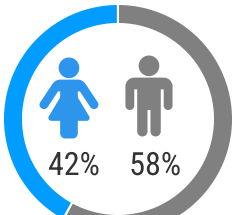
Helping our patients attain their greatest potential for independence

Persons Served

Spaulding Rehabilitation Hospital Boston (SRH) collects and reports information on the results achieved by our patients. This allows our staff to compare the functional improvement of SRH patients to similar patients across the nation.

2,718 patients in 2024

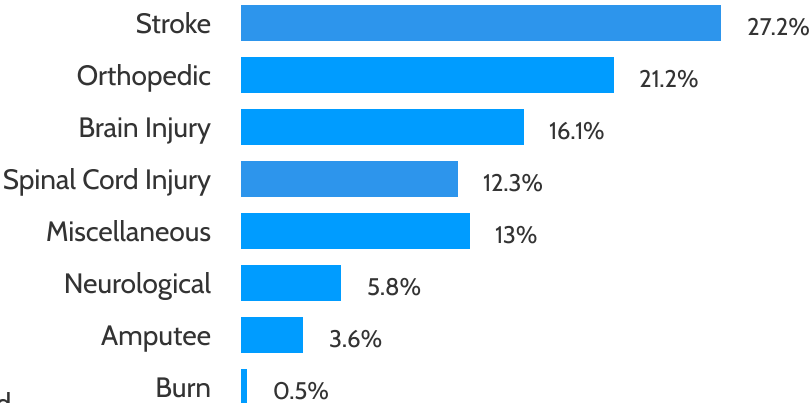
2024	SRH	Nation
Avg. Age	63	68
Avg. Length of Stay	16 days	13 days



0% other or unassigned

Patients Served by Diagnosis

SRH provides expert care for multiple Rehabilitation Impairment Categories.



Functional Improvement Quality Measures ¹

Multiple metrics are used to determine patient improvement throughout their inpatient stay. Patients are scored on their admission and again at discharge in the categories of Self-Care and Mobility, which includes multiple skills and abilities as shown in the graphic below. The improvements are measured by the change in score for both and can be compared with similar rehabilitation facilities. **Higher scores are better.**

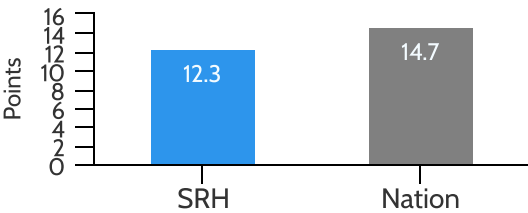
Self-Care

- Eating
- Oral hygiene
- Toilet hygiene
- Shower/bathe self
- Upper body dress
- Lower body dress
- Applying footwear

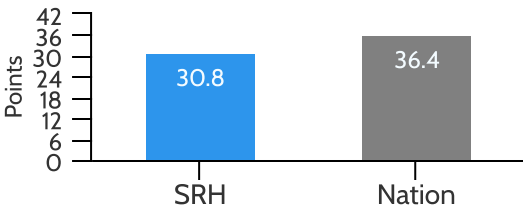
Mobility

- Rolling, lying down and sitting up in bed
- Sit to stand
- Transferring to and from bed and chair
- Transferring to and from toilet
- Transferring in and out of car
- Ambulation (walking)
- Climbing stairs
- Retrieval of item from ground
- Wheelchair mobility

Change in Self-Care Score



Change in Mobility Score

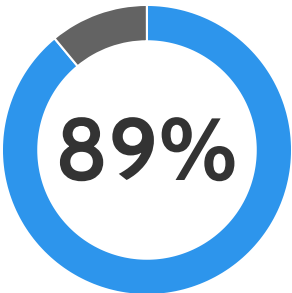


Therapy services are provided at a minimum of 15 hours per week (900 minutes over a rolling 7-day week from admission). All patients receive 24-hour physician & rehab nursing care.

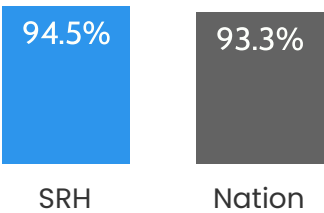
Patient Experience ^{2,3}

At Spaulding Rehabilitation Hospital Boston (SRH), satisfaction with your experience is a high priority. SRH seeks patient feedback to continually improve the patient experience. Patients are surveyed just after discharge and again at 90 days to find out how they are functioning after leaving SRH. **Higher scores are better.**

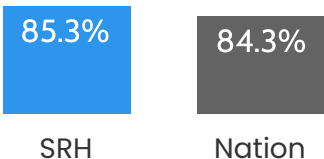
89% of patients would highly recommend SRH to friends and family.



Overall satisfaction at 90 days



The rehabilitation program improved my quality of life



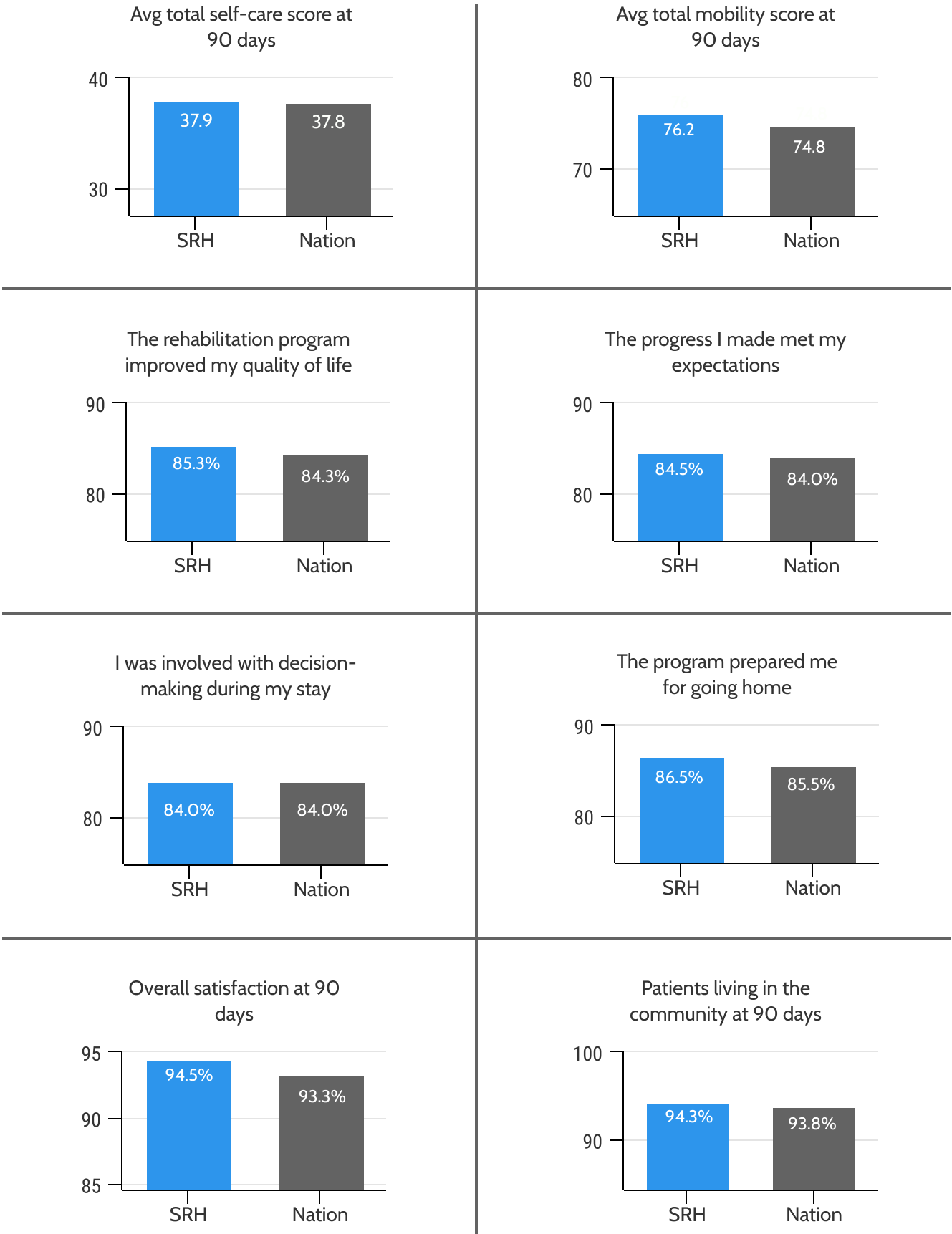
Source: 1. Uniform Data Systems (UDS) (2024). 2. MedTel Outcomes LLC (2024). 3. NRC Health (2024).

All Adult Inpatient Program Outcomes

Helping our patients attain their greatest potential for independence

Maintaining Your Improvement After Discharge²

Spaulding Rehabilitation Hospital Boston (SRH) compares functional performance at discharge from our facility to 90-days post-discharge to assess how our patients are functioning in their home environment. The following categories show SRH against national benchmarks. **Higher scores are better.**



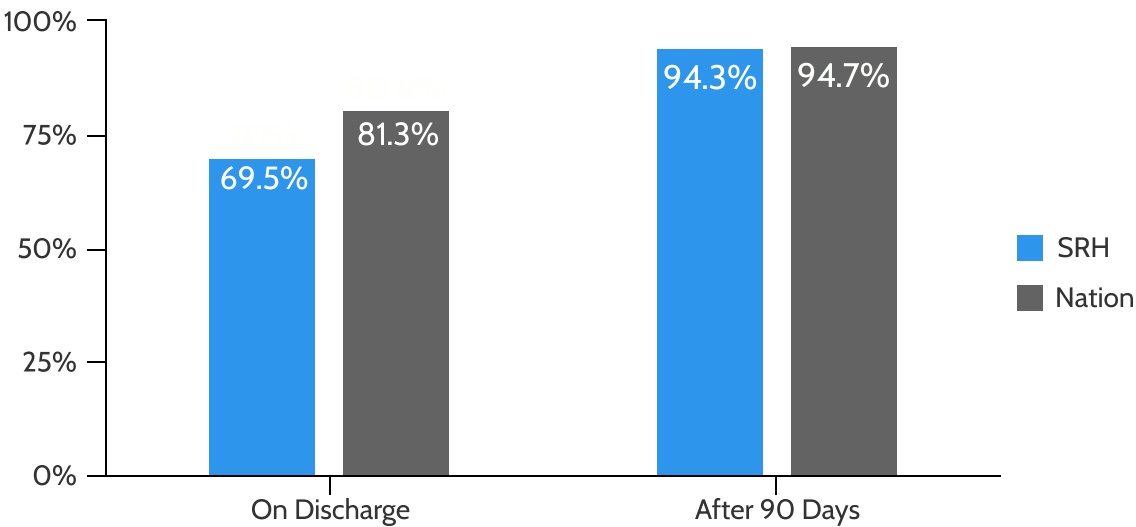
Source: 1. Uniform Data Systems (UDS) (2024). 2. MedTel Outcomes LLC (2024). 3. NRC Health (2024).

All Adult Inpatient Program Outcomes

Helping our patients attain their greatest potential for independence

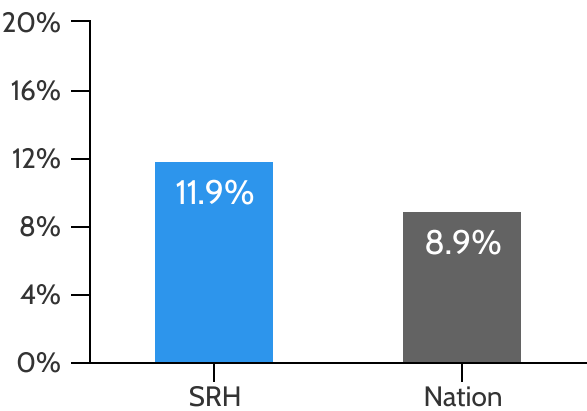
Discharge to Home/Community

Spaulding Rehabilitation Hospital Boston (SRH) discharges patients back to home at a rate below other similar facilities in the nation. 94.3% of SRH patients live in the community after 90 days.



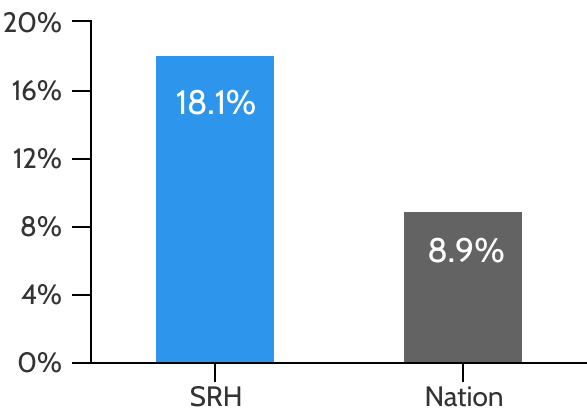
Discharge to Acute Care

SRH discharges patients back to acute care at a rate above other similar facilities in the the nation.

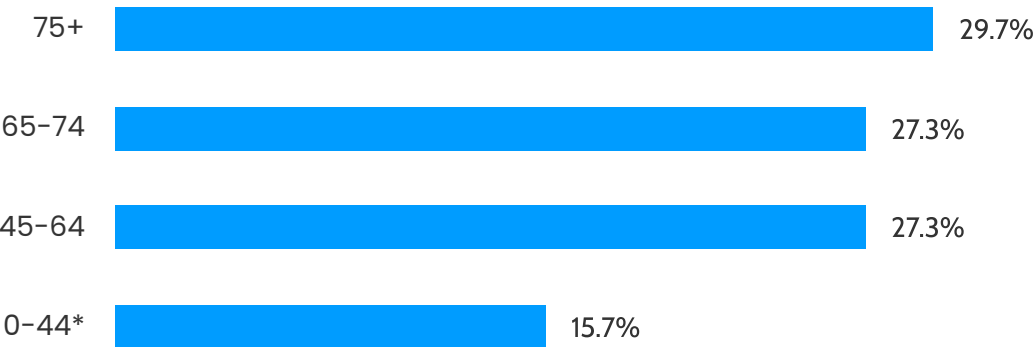


Discharge to Skilled Nursing Facility

SRH discharges patients to skilled nursing facilities at a rate above other similar facilities in the the nation.



Age Groups Served



* Excludes pediatric patients